



KOSHIN TTI Online

Moodle Training

Students

Presentation Outline

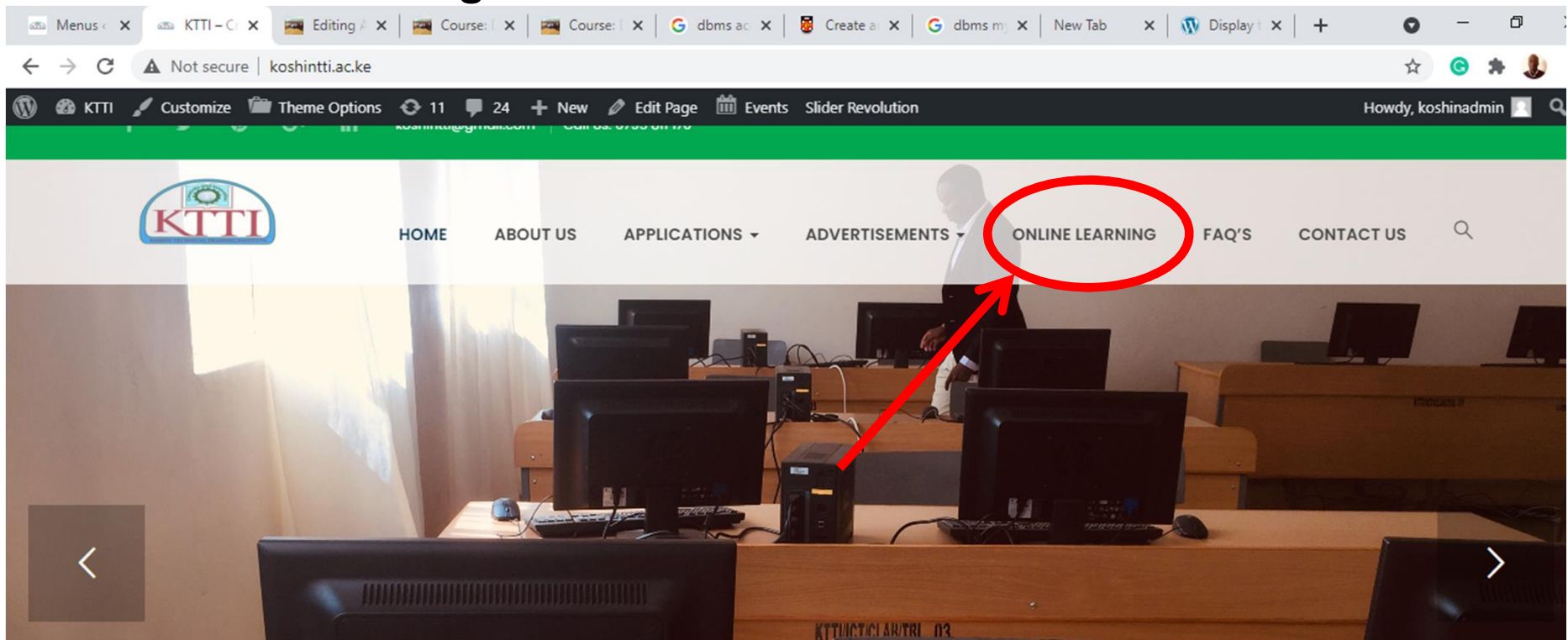
- 1. Accessing moodle**
- 2. Logging in**
- 3. Accessing Courses/Units**
- 4. Submit an Assignment**
- 5. Participate in a Discussion**
- 6. Take a Quiz**

A photograph of a school building with a green roof and a large lawn. The text "Accessing moodle and logging in." is overlaid in the center.

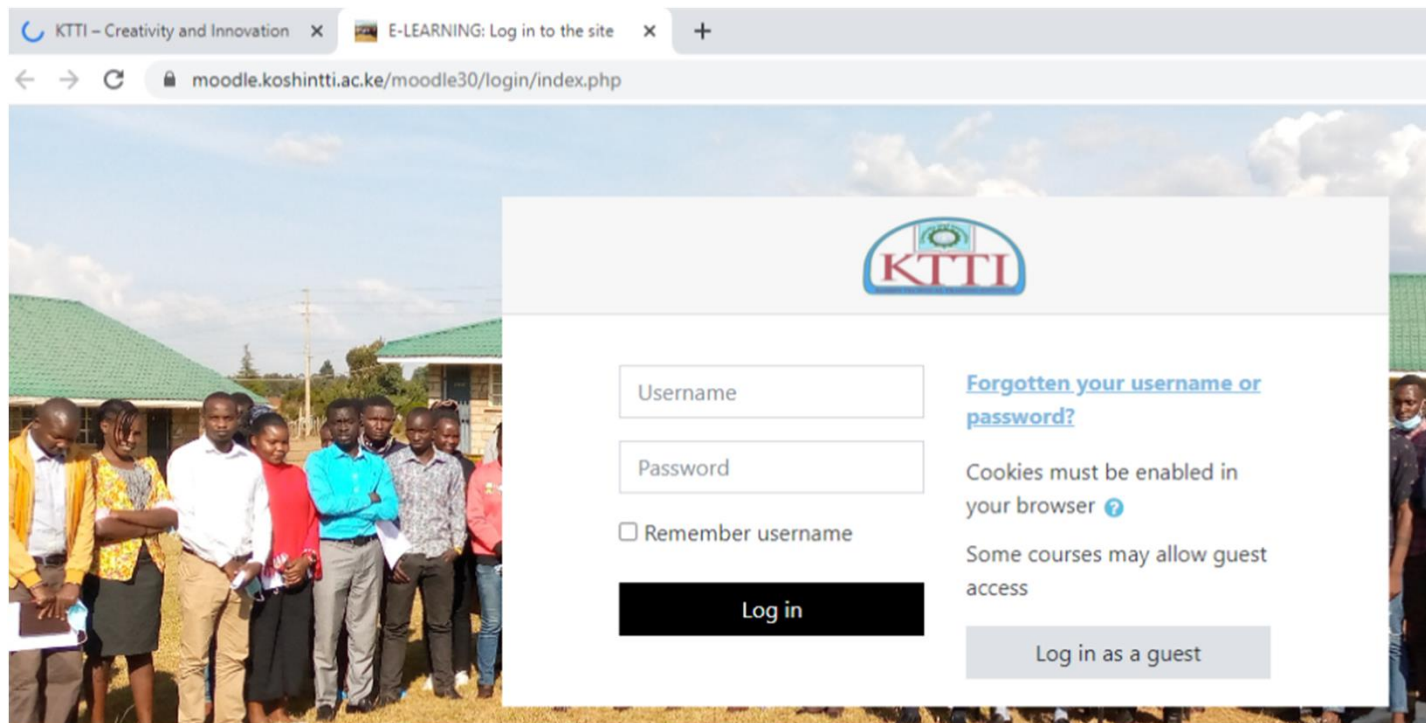
Accessing moodle and logging in.

Access Moodle

1. On your browser search for: koshintti.ac.ke/
2. Go to online learning




Login to your account with the credentials provided for by the HOD



KTTI – Creativity and Innovation x E-LEARNING: Log in to the site x +

moodle.koshintti.ac.ke/moodle30/login/index.php




Username

Password

Remember username

[Forgotten your username or password?](#)

Cookies must be enabled in your browser 

Some courses may allow guest access

Your Home Page

The screenshot shows a web browser window with two tabs: 'KTTI - Creativity and Innovation' and 'Dashboard'. The address bar shows the URL 'moodle.koshintti.ac.ke/moodle30/my/'. The page header includes the KTTI logo, the text 'KOSHIN TECHNICAL TRAINING INSTITUTE', a 'My Courses' dropdown menu, and a user profile for 'DORCAS KETER' with a notification bell icon.

The main content area features a large banner image of a group of people. On the left side of the banner is a 'Message' icon and a placeholder for a user profile picture. The banner text reads 'KOSHIN TECHNICAL TRAINING INSTITUTE: Dashboard'. A 'Customise this page' button is located in the bottom right corner of the banner.

On the left side of the page is a navigation menu with the following items: Dashboard, Site home, Calendar, Private files, My courses, and DBMS.

Below the banner is a feedback notification: 'The creators of this software would like your feedback. Give feedback about this software Remind me later'.

Below the notification are four quick-access buttons: Dashboard, Calendar, Badges, and All Courses.

On the right side, there is a 'Timeline' widget. It has a refresh icon and a list view icon. Below the icons is a document icon and the text 'No upcoming activities due'.

Your Courses will be available on the left hand side of the page.

The screenshot displays the Moodle dashboard for Koshin Technical Training Institute. On the left-hand side, there is a vertical navigation menu with the following items: Dashboard, Site home, Calendar, Private files, My courses, and DBMS. A red arrow points to the 'My courses' item. The main content area features a user profile for 'DORCAS KETER' with a 'Message' button. Below the profile is a banner for 'KOSHIN TECHNICAL TRAINING INSTITUTE: Dashboard' with a 'Customise this page' button. A feedback message from the software creators is visible, along with a row of navigation buttons for Dashboard, Calendar, Badges, and All Courses. On the right, a 'Timeline' section indicates 'No upcoming activities due'.

Viewing course/unit/subject contents.

Click on a course/unit/subject you want to study. The Unit will be displayed in this format

The screenshot shows a web interface for KOSHIN TECHNICAL TRAINING INSTITUTE. The header includes the logo, the name of the institute, a 'My Courses' dropdown menu, and a user profile for 'DORCAS KETER'. The main content area is titled 'DATABASE MANAGEMENT SYSTEMS' and features a navigation breadcrumb: 'Dashboard > My courses > DBMS'. On the left, a sidebar menu lists various options: DBMS (selected), Participants, Badges, Competencies, Grades, General, INTRODUCTION TO DBMS, Topic 2, Topic 3, Topic 4, Dashboard, and Site home. The main content area displays 'Your progress' and 'Announcements'. Below this, the title 'INTRODUCTION TO DBMS' is shown, followed by a list of items: 'INTRODUCTION TO DBMS' and 'Google Meet Class', each with an unchecked checkbox to its right. The interface is clean and modern, with a blue and white color scheme.

Viewing course/unit/subject contents.

The course contents will be displayed and all the relevant notes, video classes, assignments and quizzes will be displayed on that page.

E.g on the DBMS unit, the class has Introduction to DBMS notes & A link to a video class.

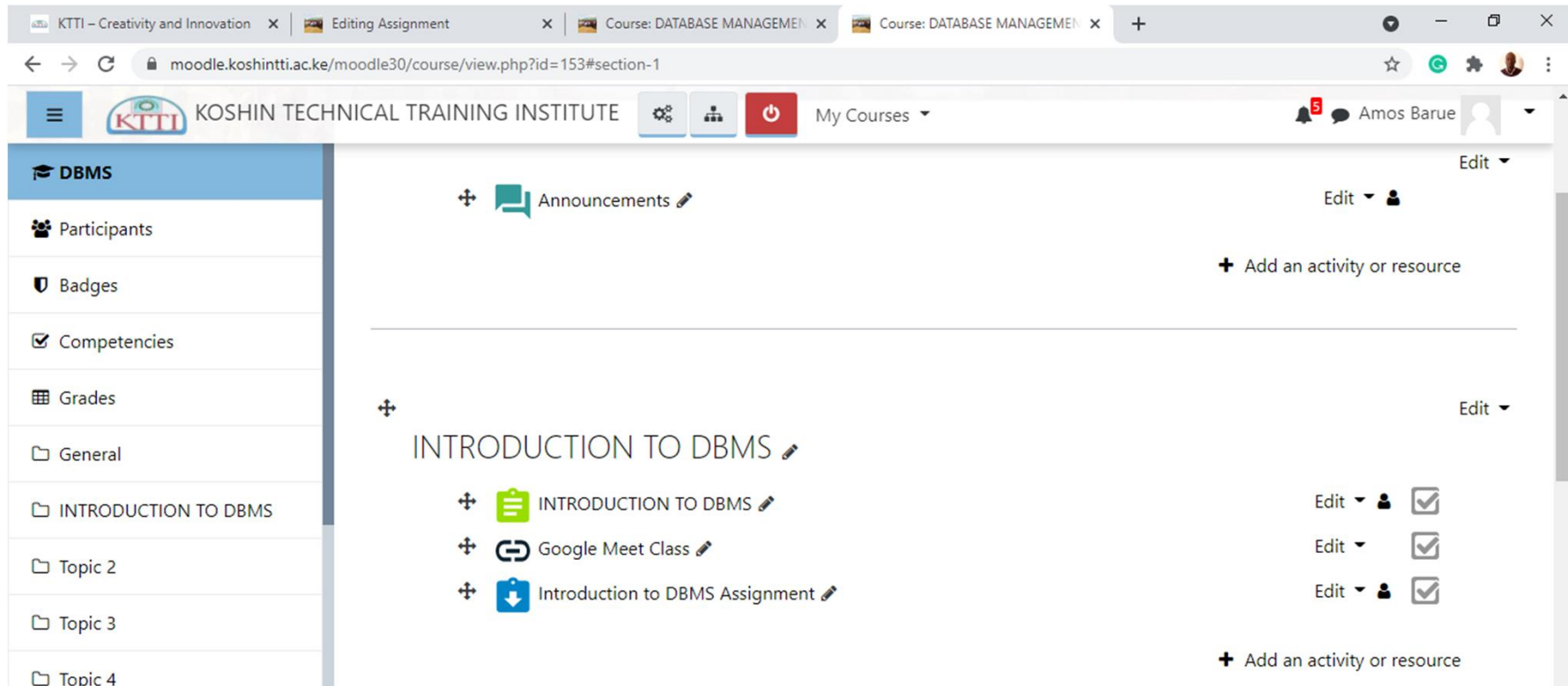
The screenshot shows a web interface for KOSHIN TECHNICAL TRAINING INSTITUTE. The top navigation bar includes the KITI logo, the institute name, a 'My Courses' dropdown menu, and a user profile for 'DORCAS KETER'. The main content area is titled 'DATABASE MANAGEMENT SYSTEMS' and features a breadcrumb trail: 'Dashboard > My courses > DBMS'. On the left, a sidebar menu lists various course-related items: 'DBMS', 'Participants', 'Badges', 'Competencies', 'Grades', 'General', 'INTRODUCTION TO DBMS', 'Topic 2', 'Topic 3', 'Topic 4', 'Dashboard', and 'Site home'. The main content area displays 'Announcements' with a 'Your progress' indicator. Below this, the 'INTRODUCTION TO DBMS' unit is listed with a green folder icon. Underneath, there is a 'Google Meet Class' link with a red icon. The interface is clean and modern, with a white background and blue accents.

A photograph of a school building with a green roof and a large green lawn. The text "Submit an Assignment" is overlaid in the center.

Submit an Assignment

Viewing Assignments

Select the assignment on the unit resources/activities such as the one shown below.







The screenshot shows a Moodle course page for 'KOSHIN TECHNICAL TRAINING INSTITUTE'. The course is titled 'DBMS' and is part of a 'DATABASE MANAGEMENT' course. The page displays a list of activities under the 'INTRODUCTION TO DBMS' section. The activities are:

- Announcements
- INTRODUCTION TO DBMS
- Google Meet Class
- Introduction to DBMS Assignment

The 'Introduction to DBMS Assignment' is highlighted with a blue download icon. The page also includes a sidebar with navigation options like Participants, Badges, Competencies, Grades, and General. The user 'Amos Barue' is logged in, and the page has an 'Add an activity or resource' button.

Click on the Assignment to download and view your assignment


SHIN TECHNICAL TRAINING INSTITUTE  My Courses   DORCAS KETER 

DATABASE MANAGEMENT SYSTEMS

Dashboard > My courses > DBMS > INTRODUCTION TO DBMS > Introduction to DBMS Assignment


Introduction to DBMS Assignment

First DBMS Assignment

 [INTRODUCTION TO DBMS Assignment.docx](#) 19 April 2021, 5:21 AM



Submission status

Attempt number	This is attempt 1.
Submission status	No attempt
Grading status	Not graded
Due date	Wednesday, 28 April 2021, 5:19 AM




Add your submission

After successfully doing your assignment, click on add submission on the assignment

INICAL TRAINING INSTITUTE  My Courses  ment 🔔 🗨️ DORCAS KETEI

First DBMS Assignment


 INTRODUCTION TO DBMS Assignment.docx 19 April 2021, 5:21 AM

Submission status

Attempt number	This is attempt 1.
Submission status	No attempt
Grading status	Not graded
Due date	Wednesday, 28 April 2021, 5:19 AM
Time remaining	8 days 23 hours
Last modified	-
Submission comments	▶ Comments (0)

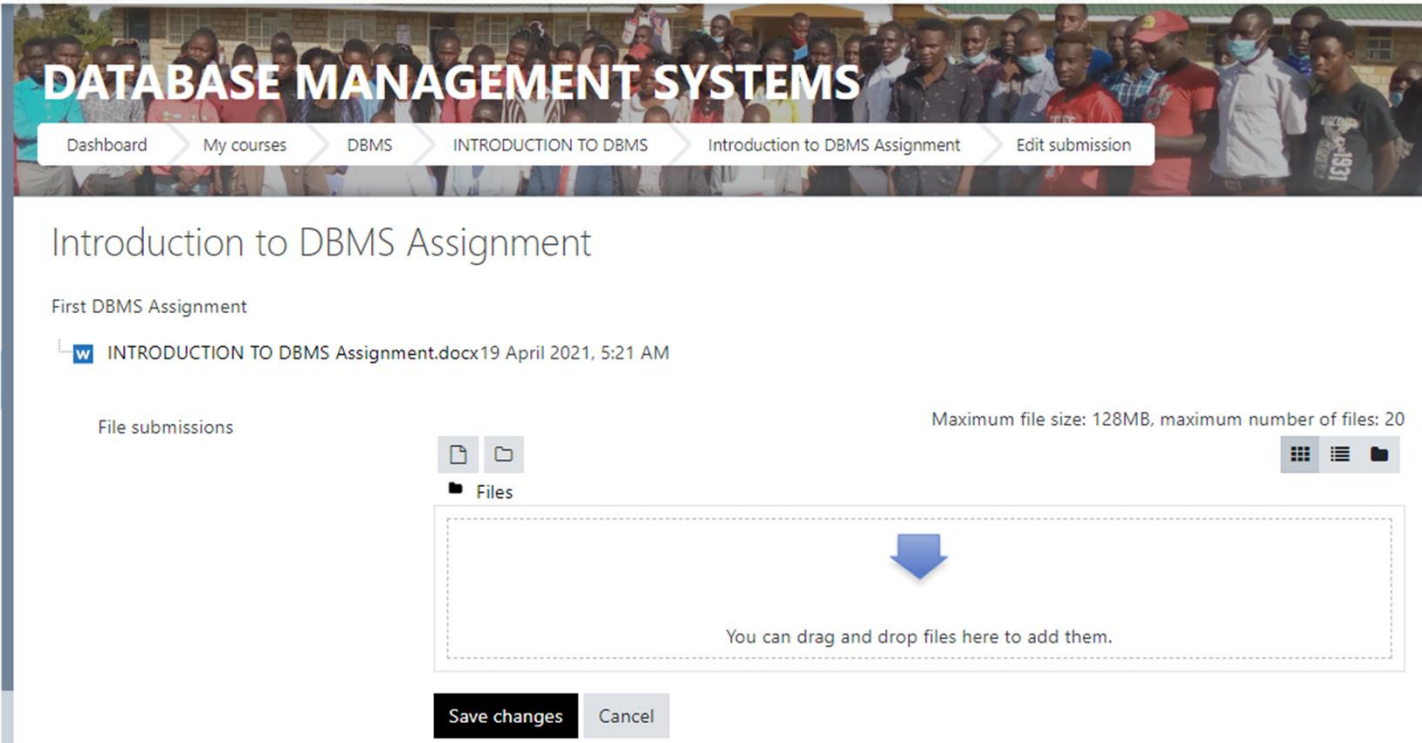
[Add submission](#)

You have not made a submission yet.



Upload your submission

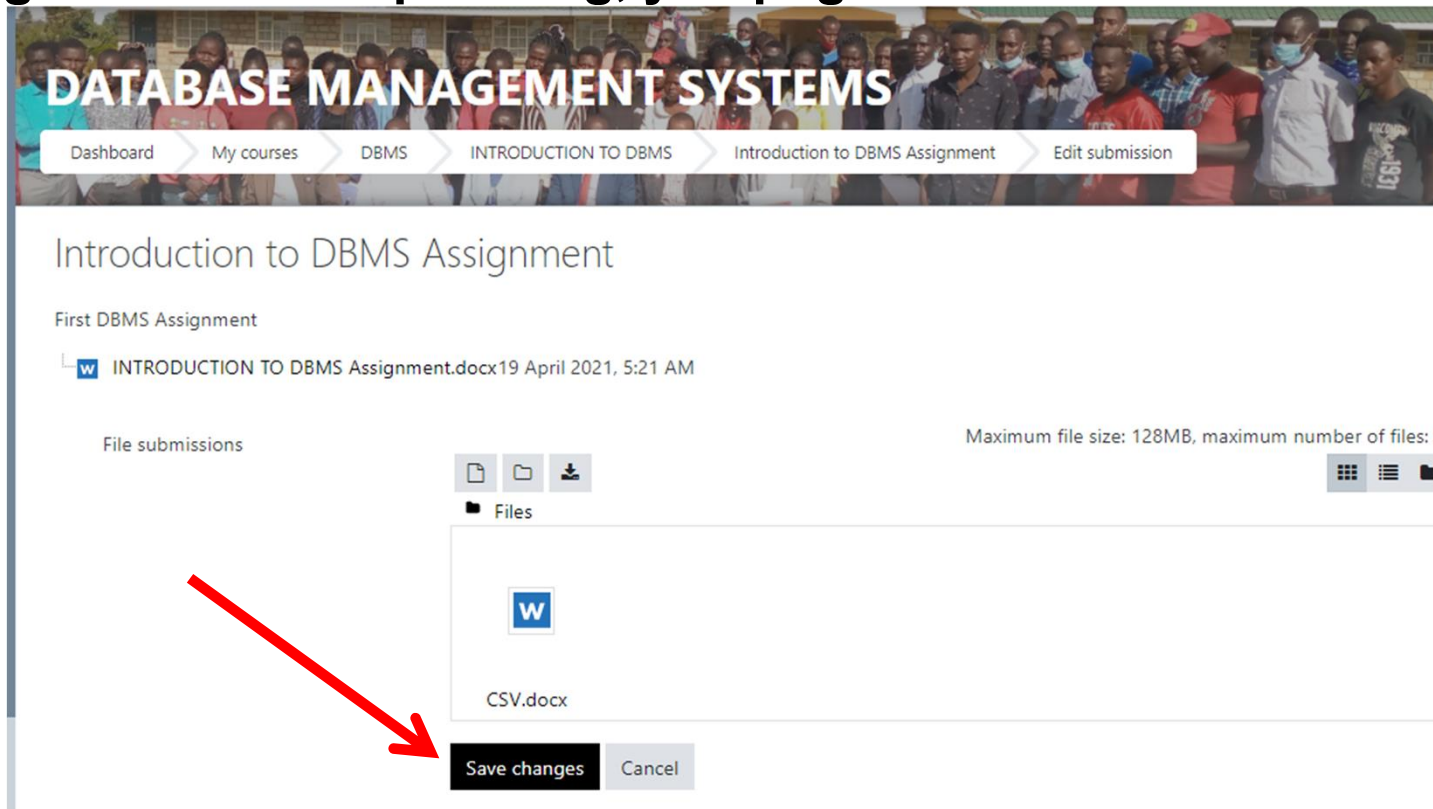
After Clicking “Add Submission” It will take you to this page to allow you to add your assignment from your phone or computer.



The screenshot shows a web interface for a course titled "DATABASE MANAGEMENT SYSTEMS". The breadcrumb navigation path is: Dashboard > My courses > DBMS > INTRODUCTION TO DBMS > Introduction to DBMS Assignment > Edit submission. The main heading is "Introduction to DBMS Assignment". Below it, it says "First DBMS Assignment". A file named "INTRODUCTION TO DBMS Assignment.docx" is listed, dated "19 April 2021, 5:21 AM". The "File submissions" section shows a "Files" folder icon. A large dashed box contains a blue downward arrow and the text "You can drag and drop files here to add them." Above this box, it states "Maximum file size: 128MB, maximum number of files: 20". At the bottom, there are "Save changes" and "Cancel" buttons.

Upload your submission


Drag and drop your assignment on the arrow shown and let it upload the assignment. After uploading, your page will look like this:






The screenshot shows a course page for "DATABASE MANAGEMENT SYSTEMS". The breadcrumb navigation includes: Dashboard > My courses > DBMS > INTRODUCTION TO DBMS > Introduction to DBMS Assignment > Edit submission. The page title is "Introduction to DBMS Assignment". Below the title, it says "First DBMS Assignment". A file upload section shows a document icon for "INTRODUCTION TO DBMS Assignment.docx" uploaded on "19 April 2021, 5:21 AM". The "File submissions" section has a maximum file size of 128MB and a maximum number of files of 21. A file named "CSV.docx" is shown in the submission area. A red arrow points to the "Save changes" button at the bottom of the file submission area.

After that,
click on "Save
Changes"

Submission Status

INICAL TRAINING INSTITUTE  My Courses ▼ April 2021, 5:21 AM 🔔 🗨️ DORCAS KE

Submission status

Attempt number	This is attempt 1.		
Submission status	Submitted for grading		
Grading status	Not graded		
Due date	Wednesday, 28 April 2021, 5:19 AM		
Time remaining	8 days 23 hours		
Last modified	Monday, 19 April 2021, 5:35 AM		
File submissions	<table><tr><td> CSV.docx</td><td>19 April 2021, 5:35 AM</td></tr></table>	 CSV.docx	19 April 2021, 5:35 AM
 CSV.docx	19 April 2021, 5:35 AM		
Submission comments	▶ Comments (0)		

[Edit submission](#) [Remove submission](#)

NB: You can always edit and re-upload your assignment as long as the deadline for submission has not been reached.



Your submissions
will be checked for
plagiarism!



Do not copy and
paste from any
source!



**Participate in a Discussion
Forum**

The Discussion Forum



INTRODUCTION TO DBMS

-  INTRODUCTION TO DBMS
-  Google Meet Class
-  Introduction to DBMS Assignment
-  Introduction to DBMS Discussion Forum


This is a forum to discuss what we have learnt on DBMS

The Discussion Forum

Select the discussion that is available

TECHNICAL TRAINING INSTITUTE  My Courses ▼ 🔔 💬 DORCAS KETER 

DATABASE MANAGEMENT SYSTEMS




Dashboard > My courses > DBMS > INTRODUCTION TO DBMS > Introduction to DBMS Discussion Forum 

Introduction to DBMS Discussion Forum

This is a forum to discuss what we have learnt on DBMS

The due date for posting to this forum was Monday, 19 April 2021, 5:38 AM.

[Add a new discussion topic](#)

Discussion	Started by	Last post ↓	Replies	Subscribe
☆ Types of DBMS	 Amos Barue 19 Apr 2021	 Amos Barue 19 Apr 2021	0	<input type="checkbox"/> 

The Discussion Forum

Click on Reply to post your replies on the topic



Introduction to DBMS Discussion Forum
Types of DBMS

Settings ▾

Display replies in nested form ▾

The due date for posting to this forum was Monday, 19 April 2021, 5:38 AM.



Types of DBMS

by Amos Barue - Monday, 19 April 2021, 5:40 AM

Name any three types of DBMS

Permalink Reply



The Discussion Forum

After giving your replies, Click “Post to forum”

Introduction to DBMS Discussion Forum

Types of DBMS

Settings ▾

Display replies in nested form ▾

The due date for posting to this forum was Monday, 19 April 2021, 5:38 AM.



Types of DBMS

by Amos Barue - Monday, 19 April 2021, 5:40 AM

Name any three types of DBMS

Permalink Reply

Hierarchical database.
Network database.
Relational database.
Object-Oriented database.



Post to forum Cancel

Advanced



The Discussion Forum

Your responses will look like this. When other students/trainees also post their responses, they will appear below yours.

Introduction to DBMS Discussion Forum

Types of DBMS

⚙ Settings ▾

Display replies in nested form ▾

The due date for posting to this forum was Monday, 19 April 2021, 5:38 AM.



Types of DBMS

by Amos Barue - Monday, 19 April 2021, 5:40 AM

Name any three types of DBMS

[Permalink](#) [Reply](#)



Re: Types of DBMS

by DORCAS KETER - Monday, 19 April 2021, 5:49 AM

Hierarchical database.
Network database.
Relational database.
Object-Oriented database.





[Permalink](#) [Show parent](#) [Edit](#) [Delete](#) [Reply](#)




Take a Quiz

The quiz

INTRODUCTION TO DBMS

-  INTRODUCTION TO DBMS
-  Google Meet Class
-  Introduction to DBMS Assignment
-  Introduction to DBMS Discussion Forum

This is a forum to discuss what we have learnt on DBMS
-  Introduction to DBMS CAT ONE

Take the quiz

Introduction to DBMS CAT ONE

Attempts allowed: 1

This quiz opened on Monday, 19 April 2021, 5:55 AM

This quiz will close on Monday, 19 April 2021, 7:55 AM.

Time limit: 2 hours

Attempt quiz now

Start attempt ×

Time limit


Your attempt will have a time limit of 2 hours. When you start, the timer will begin to count down and cannot be paused. You must finish your attempt before it expires. Are you sure you wish to start now?

Start attempt

Cancel

Take the quiz

Question **1**
Not yet answered
Marked out of 1.00
Flag question

Online learning is 

Select one or more:

- a. Challenging
- b. Easy
- c. Impossible
- d. Exciting

◀ Assignment One

Jump to... ▶

Next page

Quiz navigation

1 2 3

Finish attempt ...

Time left **0:29:35**

Take the quiz

Question **2**
Not yet answered
Marked out of 1.00
Flag question

Full time internet access is required for online learning

Select one:

True

False

Quiz navigation

1 2 3

Finish attempt ...

Time left **0:26:16**

Previous page

Next page

◀ Assignment One

Jump to...

Let's talk about this group content Thing ▶

Take the quiz

Question **3**
Not yet answered
Marked out of 1.00
Flag question

Name a device that is required for online learning

Answer:

Quiz navigation

1 2 3

Finish attempt ...

Time left **0:25:07**

Previous page

Finish attempt ...

◀ Assignment One

Jump to...

Let's talk about this group content Thing ▶

Submit the quiz

Week One Quiz

Summary of attempt

Question	Status
1	Answer saved
2	Answer saved
3	Answer saved

Return to attempt

Time left **0:24:21**

This attempt must be submitted by Thursday, 19 March 2020, 4:50 PM.

Submit all and finish

Quiz navigation



Finish attempt ...

Confirmation



Once you submit, you will no longer be able to change your answers for this attempt.

Submit all and finish

Cancel



Started on	Thursday, 19 March 2020, 4:20 PM
State	Finished
Completed on	Thursday, 19 March 2020, 4:28 PM
Time taken	7 mins 8 secs
Marks	2.67/3.00
Grade	8.89 out of 10.00 (89%)

Question 1

Partially correct

Mark 0.67 out of 1.00

Flag question

Online learning is

Select one or more:

- a. Challenging ✓ Yes it is Challenging
- b. Easy ✓ Yes it is easy
- c. Impossible
- d. Exciting

Your answer is partially correct.

You have correctly selected 2.

The correct answers are: Easy, Challenging, Exciting

Quiz navigation



Show one page at a time

Finish review

The Results

Question 2

Correct

Mark 1.00 out of 1.00

Flag question

Full time internet access is required for online learning

Select one:

- True
- False ✓

Correct Intermittent access will do

The correct answer is 'False'.

Question 3

Correct

Mark 1.00 out of 1.00

Flag question

Name a device that is required for online learning

Answer: Laptop ✓

Good response

The correct answer is: Laptop

The Results

Contact Us

<http://koshintti.ac.ke/frequently-asked-questions-faqs/>

Emily Mutai – 0721945202 HOD ICT

Michael Odiwuor – 0716081587 HOD ABLIS

Philemon Saina – 0720358927 HOD EEE

Marita Nickson – 0721931888 – HOD BCE

Zephaniah Lagat – 0702859072 ICT Technician